


INVESTIGATING THE FACTS AND CLINICAL EVIDENCES OF THE NOVEL LE MED NASAL SPLINT

A PRESENTATION BY DR ANDREW LE – THE INVENTOR
AND DR HOANG TRAN – THE INVESTIGATOR





“INVISIBLE” NASAL SPLINT

Le Med Nasal Splint - Australia

www.lemed.com.au


Manufactured in Australia By:
Logikal Health Products Pty Ltd
www.logikalhealth.com





SESSION 1

TECHNICAL ANALYSIS OF LE MED NASAL SPLINT
BY DR ANDREW LE - THE INVENTOR.



1. INTRODUCTION OF LE MED NASAL
SPLINT

2. AMAZING FEATURES & BENEFITS OF
LE MED NASAL SPLINT

3. COMPARING LE MED NASAL SPLINTS
TO OTHER SPLINTS ON THE MARKET

Part 1

INTRODUCTION OF LE MED NASAL SPLINT



The nose is the centre of the face. A beautiful nose helps to bring out other hidden treasures of the face creating a harmonious beauty.

Rhinoplasty is well sought after and has become the most popular cosmetic procedure world wide.


BENEFITS OF LE MED NASAL SPLINTS

Le Med Nasal Splint is a safe medical device which has three distinctive features:

- 1.** Transparency - helping doctors and patients to monitor and to check the nose condition after surgery to enhance post-operative care and outcome.
- 2.** Providing constant compression and traction forces on the nasal walls and the alars to minimise swelling, bruising and bleeding.
- 3.** A perfect design of shape and forces to stabilise nasal implants – silicone/bone/cartilage/fillers – to establish symmetry, to avoid deformity and displacement of the implants, achieving good result quicker.

Part 2


AMAZING FEATURES & BENEFITS OF LE MED NASAL SPLINT



LE MED NASAL SPLINT – PATENTED & EXCLUSIVE MEDICAL DEVICE

- ▶ WORLDWIDE PATENT PENDING
- ▶ INVENTED BY COSMETIC SURGEON IN AUSTRALIA

WITH FOUR FEATURES:



1

INVISIBLE - THE MOST UNIQUE FEATURE, THE SPLINT IS INVISIBLE FROM A DISTANCE.

2

GENTLE COMPRESSION FORCE


3

UNIQUE TRACTION FORCE

4

BIOCOMPATIBLE PET COMPOUND

1. TRANSPARENT – NEAR INVISIBLE

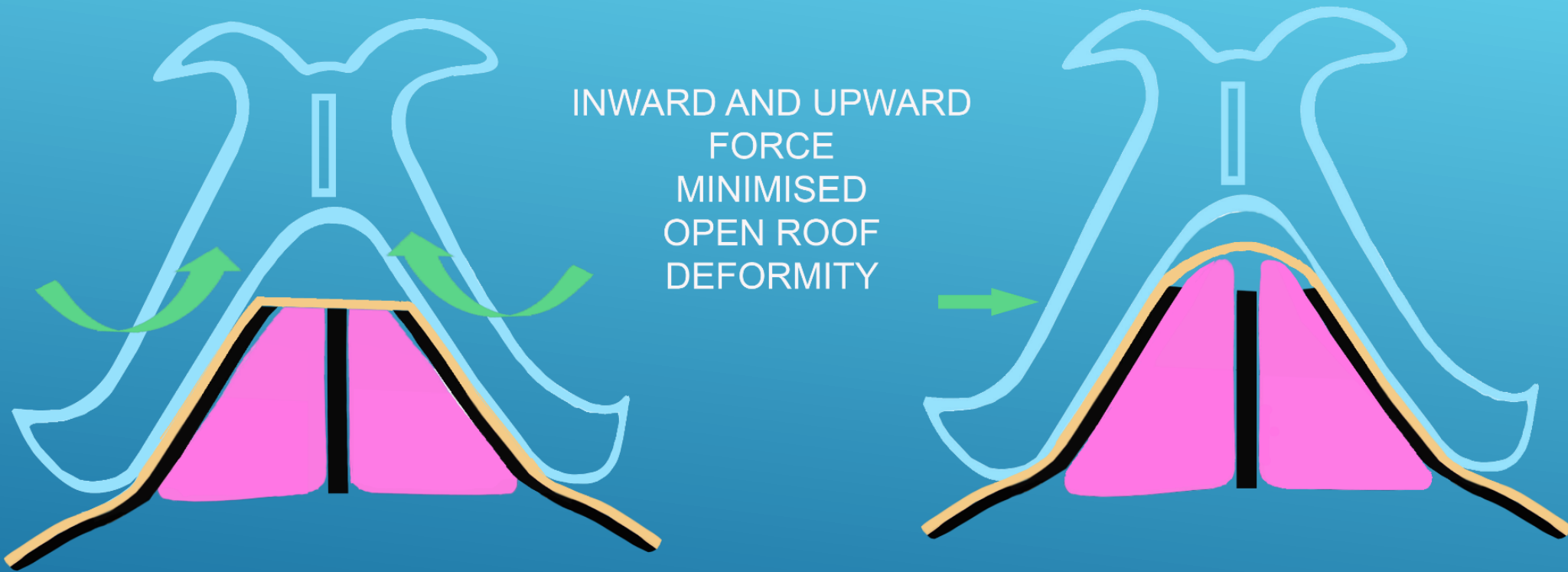


Transparency helping doctors and patients to monitor and to check the nose condition after surgery to enhance post-operative care and outcome

2. GENTLE COMPRESSION FORCE AND TRACTION FORCE


- Le Med nasal splint provide constant compression and traction forces on the nasal walls and the alars to minimise swelling, bruising and bleeding.

GENTLE COMPRESSION FORCE



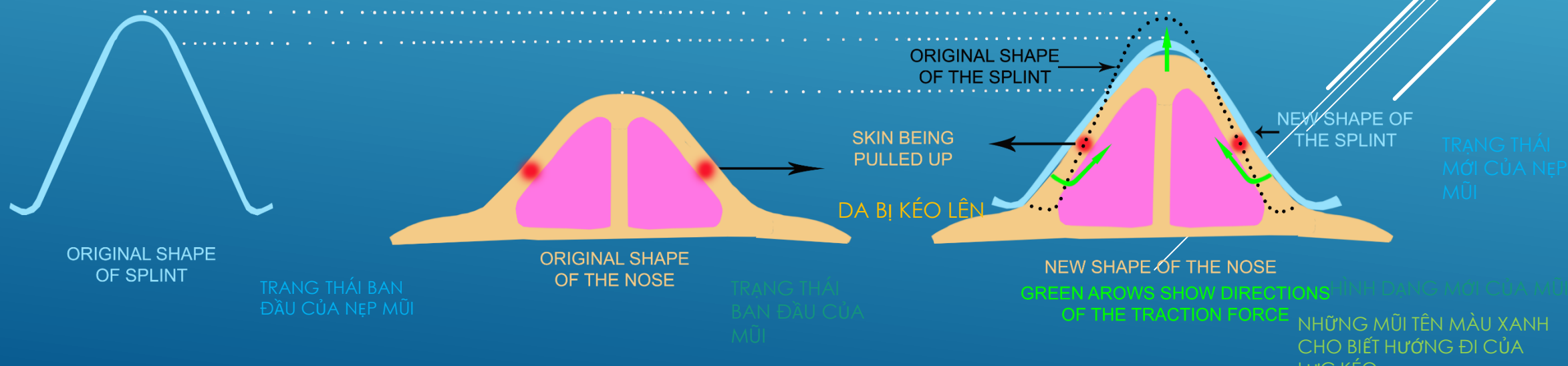
**GENTLE COMPRESSION FORCE AT 3-5mm Hg -
NO COMPROMISING OF SKIN CIRCULATION**

UNIQUE TRACTION FORCE



LỰC KÉO ĐƯỢC TẠO RA VÌ KẸP MŨI CÓ XU HƯỚNG ĐÀN HỒI ĐỂ TRỞ LẠI TRẠNG THÁI BAN ĐẦU

TRACTION FORCE IS CREATED BECAUSE THE SPLINT IS TRYING TO RETURN TO ITS ORIGINAL SHAPE WHILE BEING WORN



3. DESIGN BASED ON AN IDEAL NOSE SHAPE WITH APPROPRIATE SIZES




Four sizes:

- Petite 35x35x52x1mm
- Small 40x40x60x1mm
- Medium 45x45x68x1mm
- Large 50x50x76x1mm

4. DYNAMIC TRANSPARENT BIOCOMPATIBLE MATERIAL WITH INNOVATIVE TECHNOLOGY

- INNOVATIVE DYNAMIC TRANSPARENT BIOCOMPATIBLE MATERIAL
- DOESN'T CONTAIN TOXIC PLASTIC
- BIOCOMPATIBLE PET COMPOUND




Part 3

COMPARING LE MED NASAL SPLINTS TO OTHER SPLINTS ON THE MARKET




COMPARING MARKET AVAILABLE SPLINTS




FEATURES	LE MED	ALUMINIUM	THERMO-PLASTIC	PLASTER
CAN BE APPLIED BY PATIENT	YES	NO	NO	NO
MOULDABLE	YES, AUTOMATIC	NO	YES	YES
RESHAPE THE NOSE	YES	NO	NO	NO
GENTLE COMPRESSION FORCE & UNIQUE TRACTION FORCE	YES	NO	NO	NO
REDUCE SWELLING AND BLEEDING	YES	NO	NO	NO
REDUCE POST OP PAIN	YES	NO	NO	NO
DIRECT INSPECTION OF SKIN	YES	NO	NO	NO
PREVENT AND CORRECT MALPOSITION OF FILLER	YES	NO	NO	NO
PREVENT AND CORRECT MALUNION OF FRACTURED NASAL	YES	NO	NO	NO

COMPARING MARKET AVAILABLE SPLINTS



FEATURES	LE MED	ALUMINIUM	THERMO-PLASTIC	PLASTER
ERGONOMIC	YES	NO	YES	YES
ROLLED AND ROUNDED EDGES	YES	NO	NO	NO
VENTILATION	YES	NO	NO	NO
WATERPROOF	YES	YES	YES	NO
INVISIBLE	YES	NO	NO	NO
ENHANCE COMPLIANCE	YES	NO	NO	NO
TIME EFFICIENT	YES	NO	NO	NO
INCLUDES DORSAL PAD	YES	YES	NO	NO
AVOID EXTERNAL TAPPING	YES	YES	NO	NO

COMPARING MARKET AVAILABLE SPLINTS



FEATURES	LE MED	ALUMINIUM	THERMOPLASTIC	PLASTER
BECOMES LOOSE WHEN ODEMA SUBSIDES	NO, IT MAINTAINS CONSTANT GRIP THE WHOLE TIME	YES, NEEDS NEW ONE TO REPLACE THE LOOSE ONE	YES, NEEDS NEW ONE TO REPLACE THE LOOSE ONE	YES, NEEDS NEW ONE TO REPLACE THE LOOSE ONE
RELATIVELY LOW COST	YES – WHEN DOCTORS TIME IS TAKEN INTO ACCOUNT	NO	NO	NO

MARKET AVAILABLE NASAL SPLINTS



MARKET AVAILABLE NASAL SPLINTS



DISAVANTAGES OF MARKET AVAILABLE NASAL SPLINTS


PLASTER, THERMAL PLASTIC AND ALUMINIUM

It has to be custom made.

Rigid and become loose when the post-op oedema subsides. A new one needs to be made to replace the previous one. Each time it can cost between 5-10 minutes of the surgeon's time.

Obscure the surgeon's vision to inspect for post-op swelling, bruising, infection, inflammation, skin demarcation, ulceration and necrosis.

SUPERIOR FEATURES OF LE MED NASAL SPLINTS



Ergonomic
- following
facial
contour

Rolled edges
- additional
comfort and
avoid
demarcation

Gentle
changeable
compression
force between
3-5mm Hg - no
compromising
of skin
circulation
Unique
traction force

Unique split
design and
**special
elastic
material** of
the spine to
provide
ventilation
and gentle
compression
force

Unique
design and
**rigid
material** of
the side
panels
provides
maximum
protection
for the nasal
walls

High tech
transparent
bio-compatible
materials


LE MED NASAL SPLINT – NEAR INVISIBLE



CONCLUSIONS



LE MED NASAL SPLINT




The gentle compression force between **3-5mg Hg** constantly applied to the patients' noses will speed up the healing process, less bruising, less swelling, less post-op pain.




The force was proven to be gentle on the skin - NO COMPROMISING OF SKIN CIRCULATION.

LE MED NASAL SPLINT



- ✓ With no external taping and transparent material, the device is practically invisible.
- ✓ Cosmetically, more patient acceptance.

LE MED NASAL SPLINT



- ✓ It moulds the new nose in the desired shape. It helps to keep the implants - injectable or solid, bone and cartilage - in the right place without the fear of accidental displacement.
- ✓ It allows direct vision to monitor swelling, bleeding, bruising, infection, inflammation, skin demarcation, skin ulceration and skin necrosis from day one.



IMMEDIATELY POST OP



DAY 1 WITH SPLINT



DAY 1 WITHOUT SPLINT



BEFORE



AFTER 1 DAY



AFTER 7 DAYS



BEFORE



AFTER 1 DAY



AFTER 7 DAYS